

1.7
P80

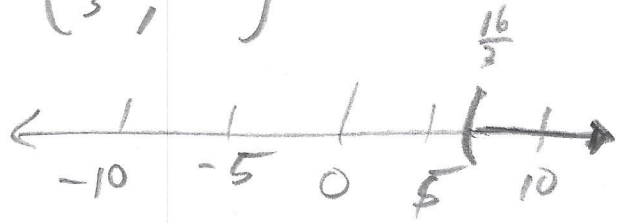
(21) $\left(\frac{1}{2}x - \frac{2}{3} > 2 \right)$

$\left(\frac{16}{3}, \infty \right)$

$$3x - 4 > 12$$

$$3x > 16$$

$$x > \frac{16}{3}$$



(34) $\left[-\frac{1}{2} \leq \frac{4-3x}{5} \leq \frac{1}{4} \right] 20$


$$-10 \leq 16 - 12x \leq 5$$

$$-26 \leq -12x \leq -11$$

$$\frac{-26}{-12} \geq x \geq \frac{-11}{-12}$$

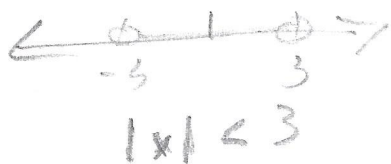
$$\frac{13}{6} \geq x \geq \frac{11}{12}$$

$$\frac{11}{12} \leq x \leq \frac{13}{6} \text{ or } \left[\frac{11}{12}, \frac{13}{6} \right]$$



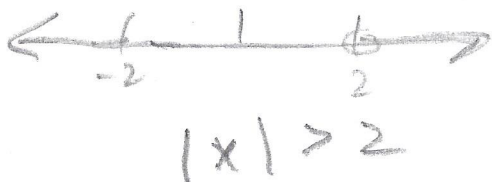
(1)

89



$$|x-0| < 3 \quad \frac{-3+3}{2} = 0$$

90



$$\frac{2+12}{2} = \frac{14}{2} = 7$$

91



$$|x-7| \geq 5 \quad \frac{2+12}{2} = \frac{14}{2} = 7$$

92



$$|x-2| \leq 4 \quad \frac{-2+6}{2} = 2$$

$$\frac{6-(-2)}{2} = 4$$

97



$$|x-1| \leq 3 \quad \frac{4+(-2)}{2} = 1$$


$$\frac{4-(-2)}{2} = 3$$

Formula

$$\left| x - \frac{a+b}{2} \right| < \frac{b-a}{2}$$

1.7
p. 81

93



$$|x| \leq 2$$


94



$$|x| \geq 1$$

$$x > 1 \text{ or } x < -1$$

97



$$-2 \leq x \leq 4$$

$$|x-1|$$

$$\frac{-2+4}{2} = \frac{2}{4} = 1$$